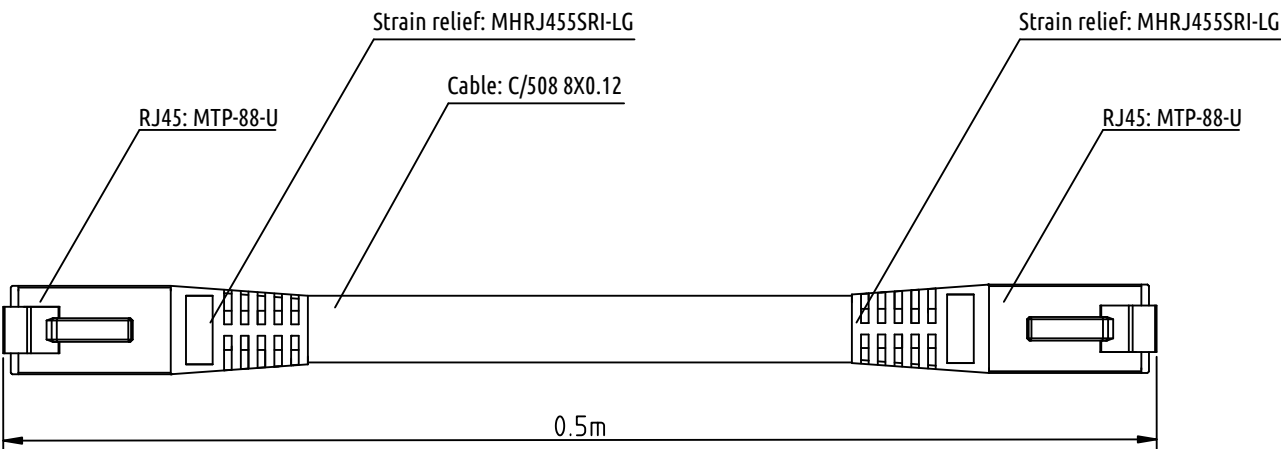


SPECIFICATION DRAWING

PART DRAWING



WIRING GUIDE


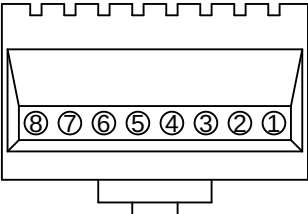
Color Code 1	Color Code 2	RJ45	Power	Signal
Orange-white	Grey	1	GND	
Orange	Yellow	2	GND	
Green-white	Blue	3	GND	
Blue	Red	4		CAN high
Blue-white	White	5		CAN low
Green	Pink	6	DO NOT CONNECT	
Brown-white	Brown	7	DO NOT CONNECT	
Brown	Green	8	DO NOT CONNECT	

\*Other color codes are also possible.

\*\*Do not connect pins 6, 7, 8!



Front view RJ45 connector



Bottom view RJ45 connector

				PART NUMBER:			
				C-RJ45-RJ45 (CAN cable) - without power			
				FILE NAME: ~/Shared/Tech/SensorsCables/C-RJ45-RJ45			
				TITLE: C-RJ45-RJ45 (CAN cable) without power/communication only		KANARDIA d.o.o.	
						Lopata 24a	
A	11.6.2024	Initial release.	ŽP	DATE: 11.6.2024	SCALE: N/A	SHEET: 1 of 1	3000 Celje
REV	DATE	DESCRIPTION	DR	DRAW BY: ŽP	CHECK BY: MS	REV: A	Slovenia